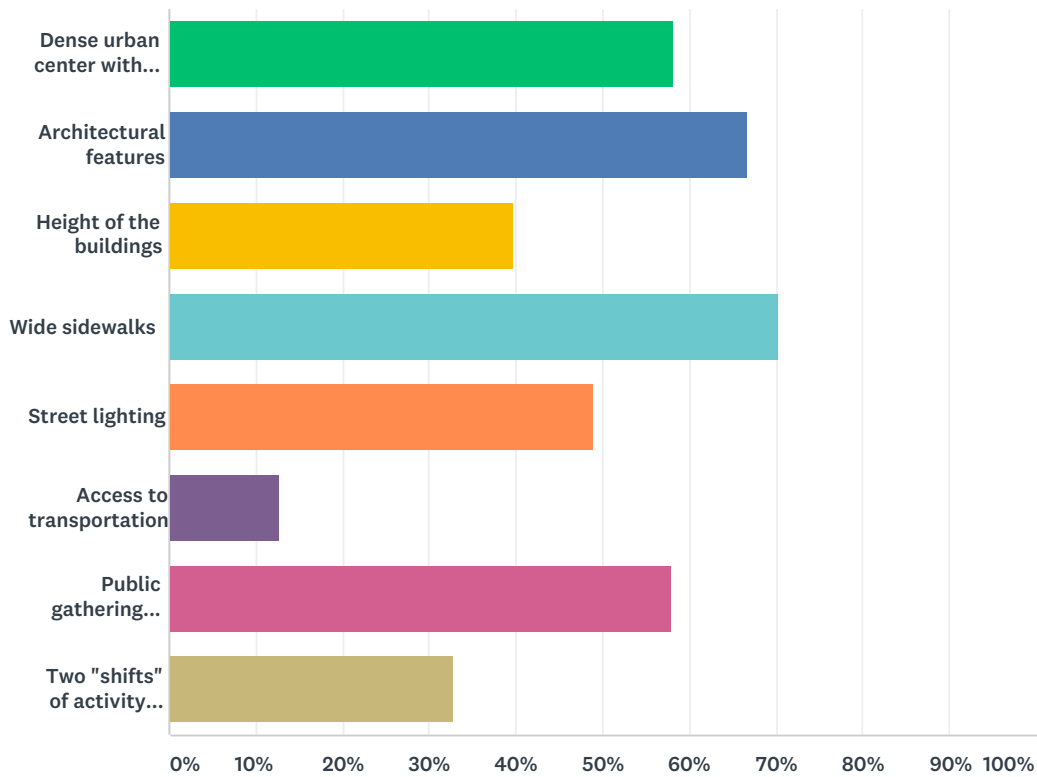


Q1 What features currently distinguish the downtown from other areas of the City today? (Select all that apply)

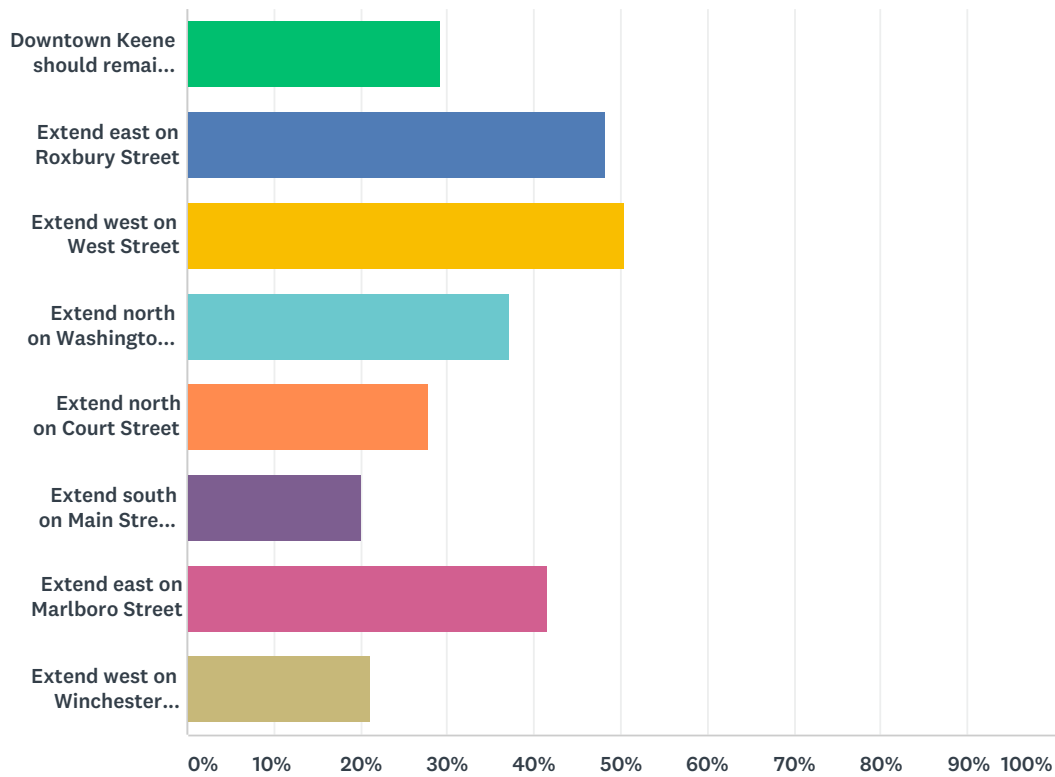
Answered: 525 Skipped: 19



ANSWER CHOICES	RESPONSES	
Dense urban center with mixed uses	58.10%	305
Architectural features	66.67%	350
Height of the buildings	39.81%	209
Wide sidewalks	70.29%	369
Street lighting	48.95%	257
Access to transportation	12.76%	67
Public gathering spaces	57.90%	304
Two "shifts" of activity (day and evening)	32.76%	172
Total Respondents: 525		

Q2 Where do you want the downtown look and feel to be applied? (Select all that apply)

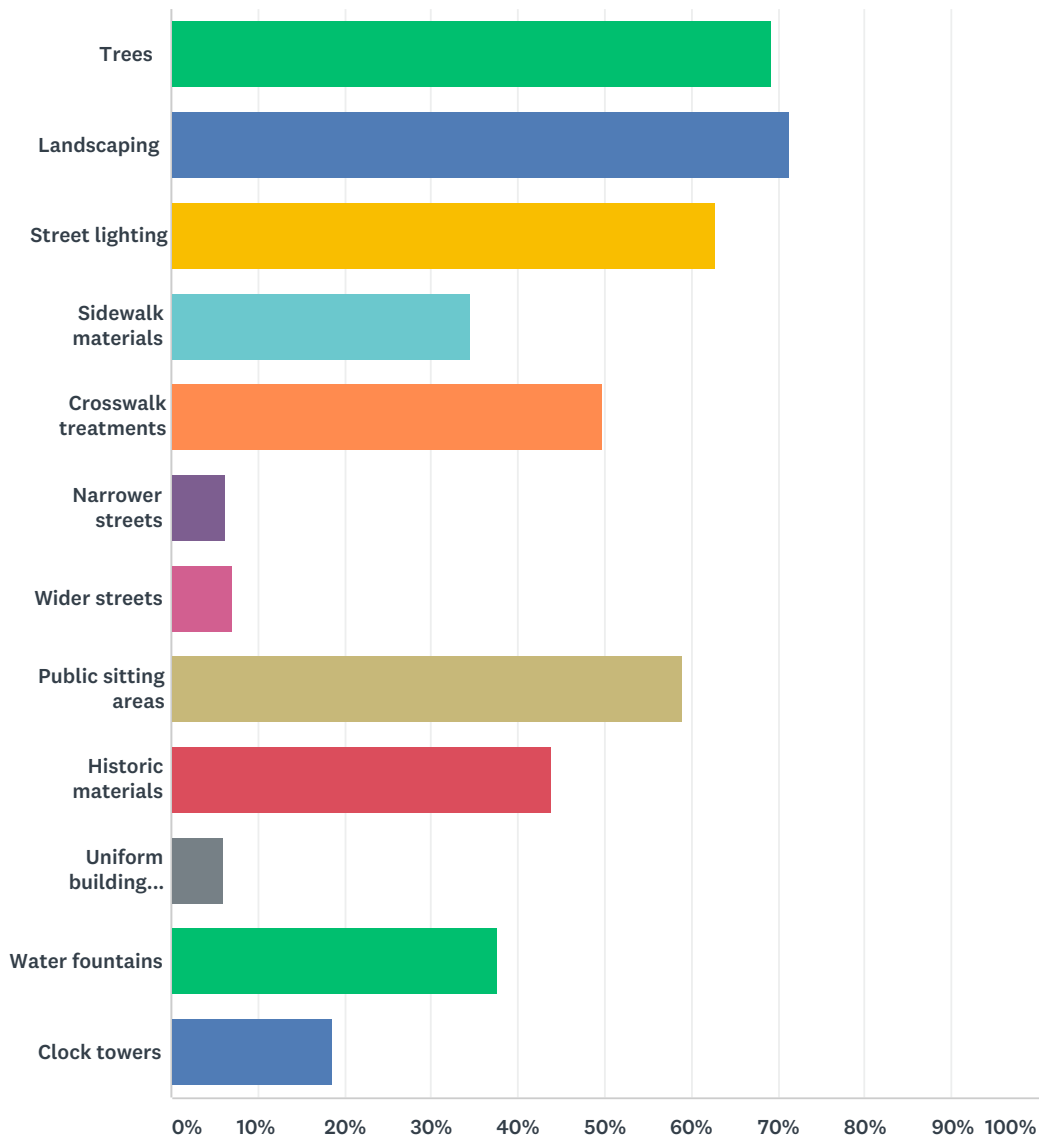
Answered: 497 Skipped: 47



ANSWER CHOICES	RESPONSES	
Downtown Keene should remain as it is today	29.38%	146
Extend east on Roxbury Street	48.29%	240
Extend west on West Street	50.50%	251
Extend north on Washington Street	37.22%	185
Extend north on Court Street	27.77%	138
Extend south on Main Street, past the rotary	20.12%	100
Extend east on Marlboro Street	41.65%	207
Extend west on Winchester Street	21.13%	105
Total Respondents: 497		

Q3 What specific streetscape features do you want to see incorporated into the downtown look? (Select all that apply)

Answered: 508 Skipped: 36



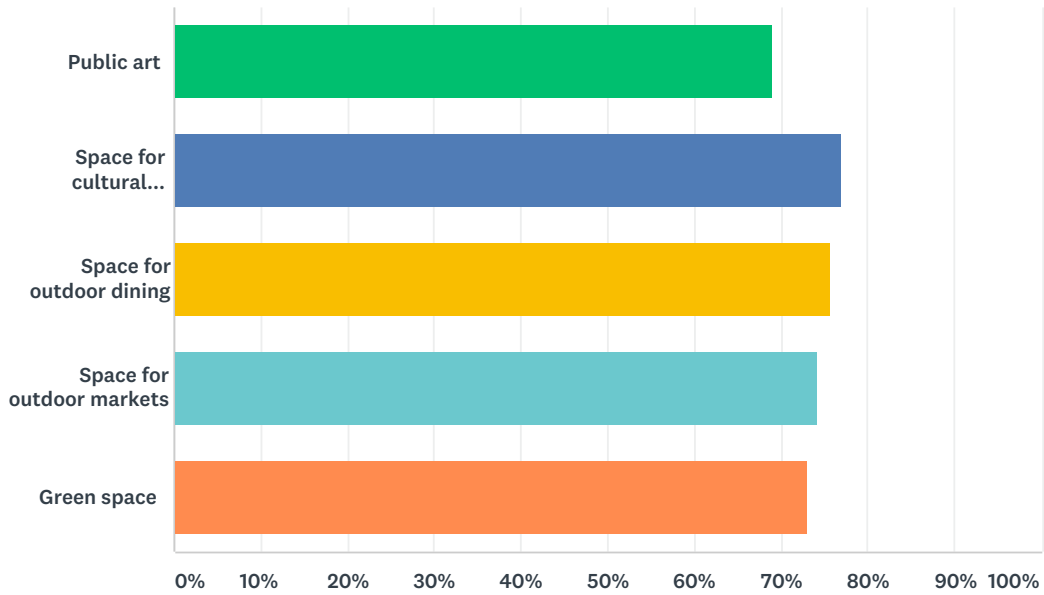
ANSWER CHOICES	RESPONSES
Trees	69.29% 352
Landscaping	71.26% 362
Street lighting	62.80% 319
Sidewalk materials	34.45% 175
Crosswalk treatments	49.80% 253
Narrower streets	6.30% 32
Wider streets	7.09% 36

Your City, Your Voice, Your Downtown! (Survey Time Estimated at 10 Minutes)

Public sitting areas	59.06%	300
Historic materials	43.90%	223
Uniform building facades	6.10%	31
Water fountains	37.60%	191
Clock towers	18.70%	95
Total Respondents: 508		

Q4 What amenities do you want in your downtown (Select all that apply)

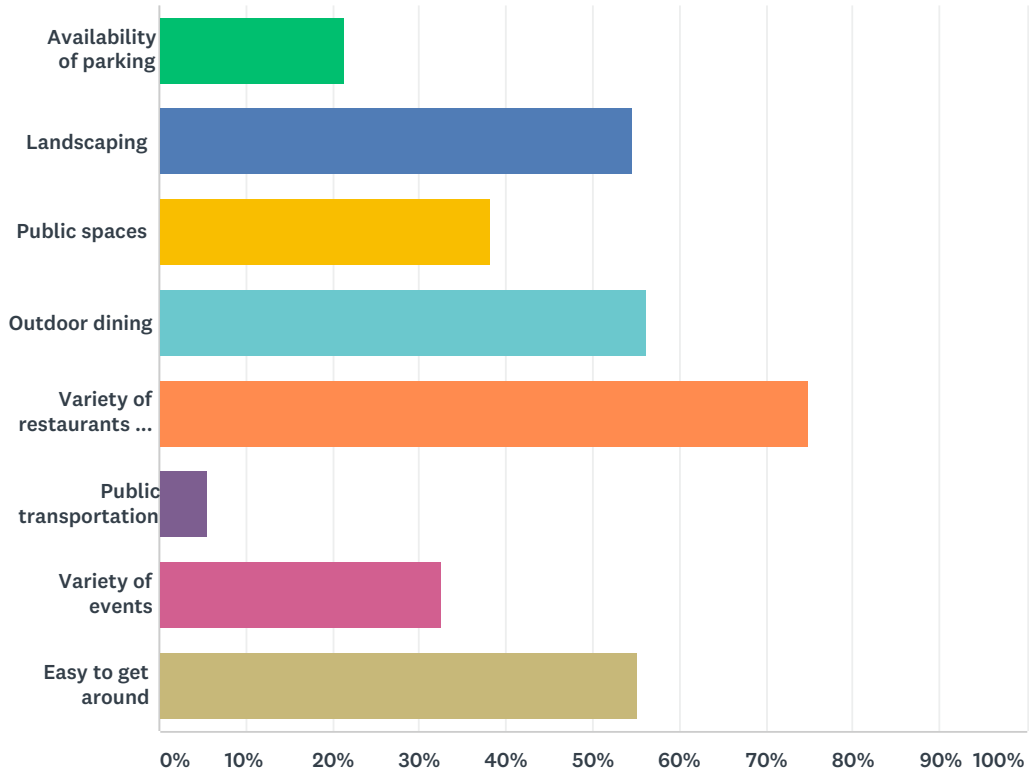
Answered: 514 Skipped: 30



ANSWER CHOICES	RESPONSES	
Public art	69.07%	355
Space for cultural activities such as outdoor concerts	77.04%	396
Space for outdoor dining	75.68%	389
Space for outdoor markets	74.32%	382
Green space	72.96%	375
Total Respondents: 514		

Q5 What do you like about downtown today? (Select all that apply)

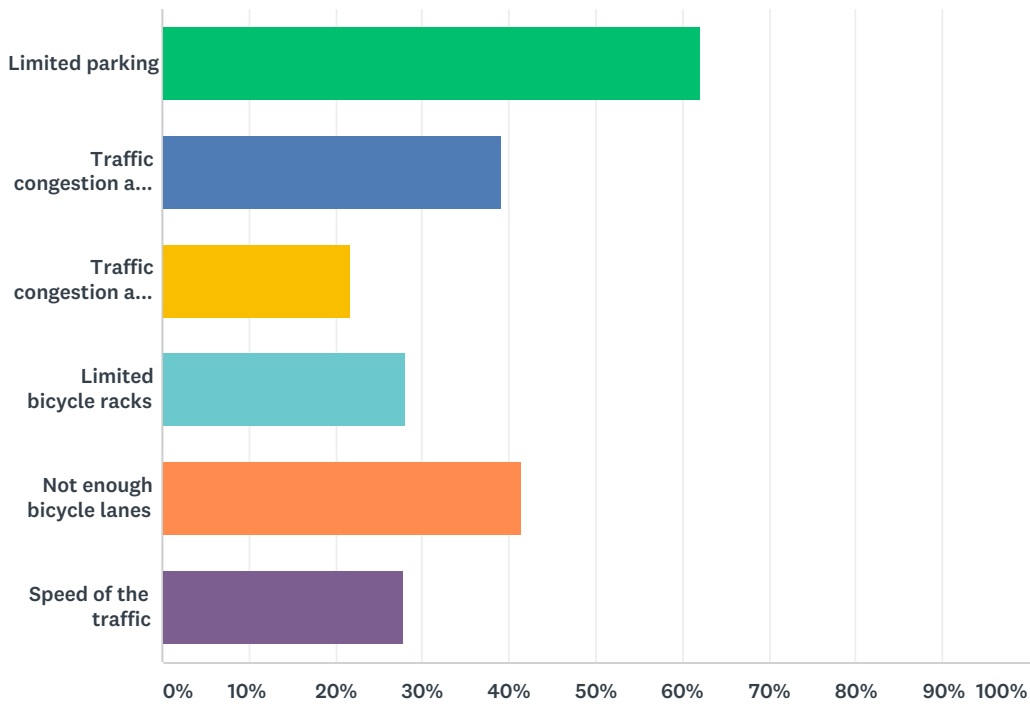
Answered: 519 Skipped: 25



ANSWER CHOICES	RESPONSES	
Availability of parking	21.39%	111
Landscaping	54.53%	283
Public spaces	38.34%	199
Outdoor dining	56.26%	292
Variety of restaurants and shops	74.95%	389
Public transportation	5.59%	29
Variety of events	32.56%	169
Easy to get around	55.30%	287
Total Respondents: 519		

Q6 What are the challenges to the traveling public today? (Select all that apply)

Answered: 487 Skipped: 57



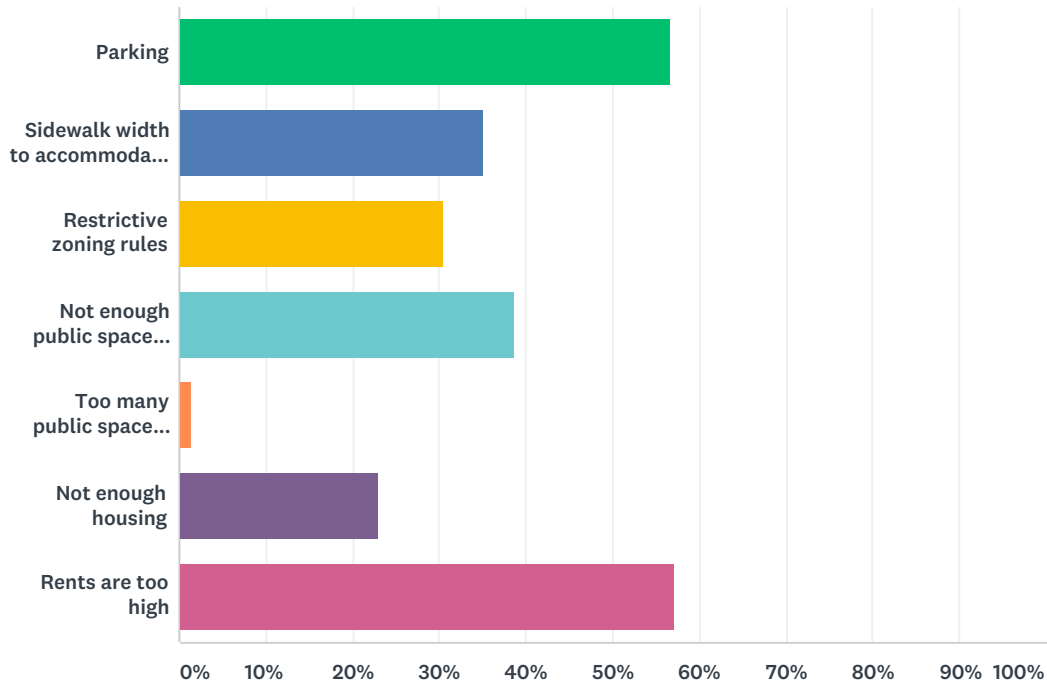
ANSWER CHOICES	RESPONSES	
Limited parking	62.22%	303
Traffic congestion at morning and evening commute hours only	39.22%	191
Traffic congestion all day	21.77%	106
Limited bicycle racks	28.13%	137
Not enough bicycle lanes	41.48%	202
Speed of the traffic	27.72%	135
Total Respondents: 487		

Q7 What opportunities do you think this revitalization project presents?

Answered: 262 Skipped: 282

Q8 What do you think are the obstacles to economic development in the downtown today? (Select all that apply)

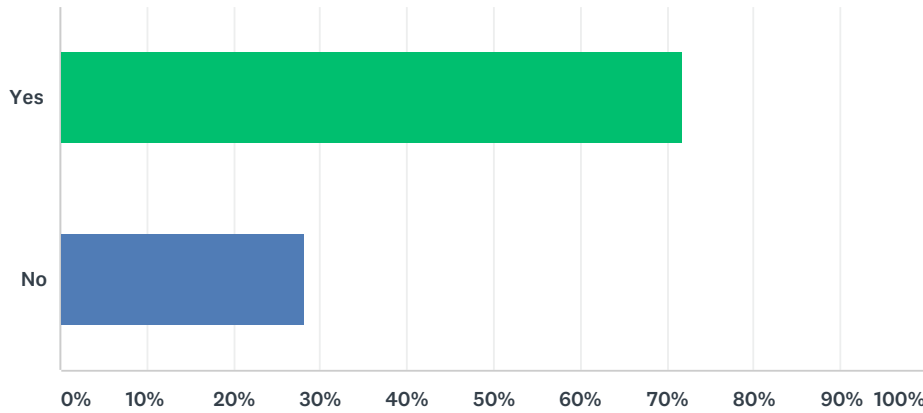
Answered: 475 Skipped: 69



ANSWER CHOICES	RESPONSES	
Parking	56.63%	269
Sidewalk width to accommodate pedestrians and outdoor dining	35.16%	167
Restrictive zoning rules	30.53%	145
Not enough public spaces and events	38.74%	184
Too many public spaces and events	1.47%	7
Not enough housing	22.95%	109
Rents are too high	57.05%	271
Total Respondents: 475		

Q9 Do you think there is enough street lighting downtown during the evening hours?

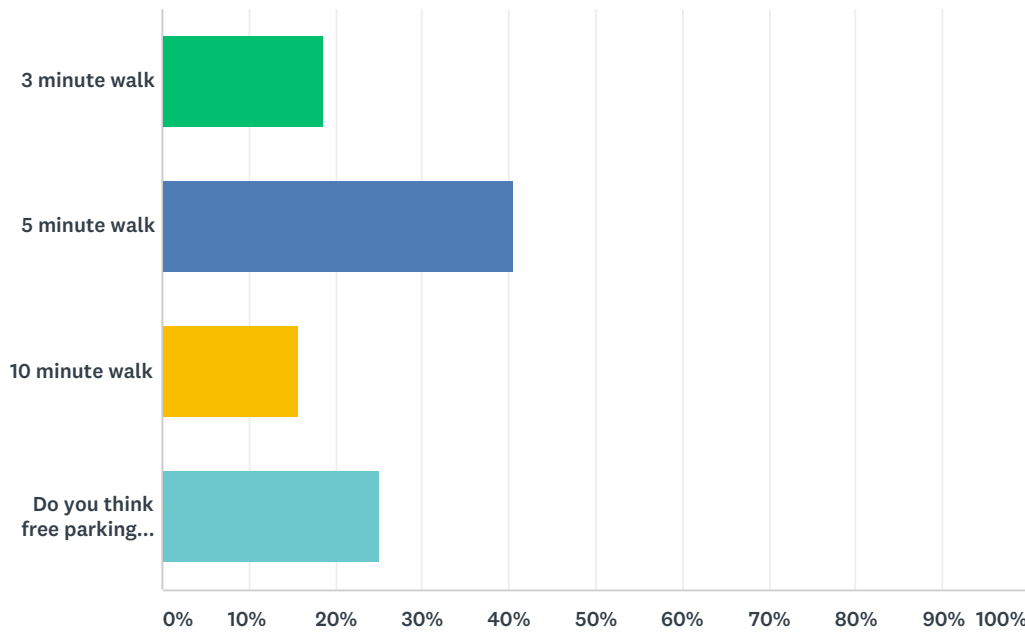
Answered: 501 Skipped: 43



ANSWER CHOICES	RESPONSES	
Yes	71.66%	359
No	28.34%	142
TOTAL		501

Q10 How long are you willing to walk from your parking space to your destination? (Select all that apply)

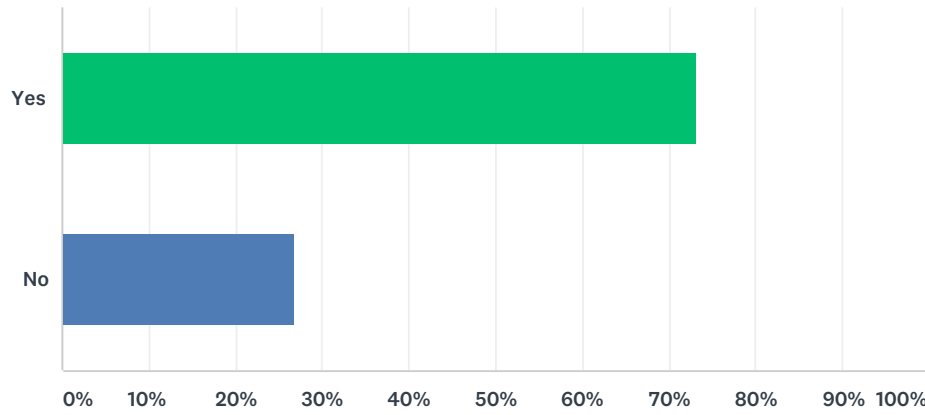
Answered: 512 Skipped: 32



ANSWER CHOICES	RESPONSES	
3 minute walk	18.55%	95
5 minute walk	40.63%	208
10 minute walk	15.63%	80
Do you think free parking encourages walking further distances?	25.20%	129
TOTAL		512

Q11 Should the downtown area be more friendly for bicyclists?

Answered: 505 Skipped: 39



ANSWER CHOICES	RESPONSES	
Yes	73.27%	370
No	26.73%	135
TOTAL		505

Q12 Why do you come downtown?Please specify

Answered: 462 Skipped: 82

Q13 Why don't you come downtown?Please specify

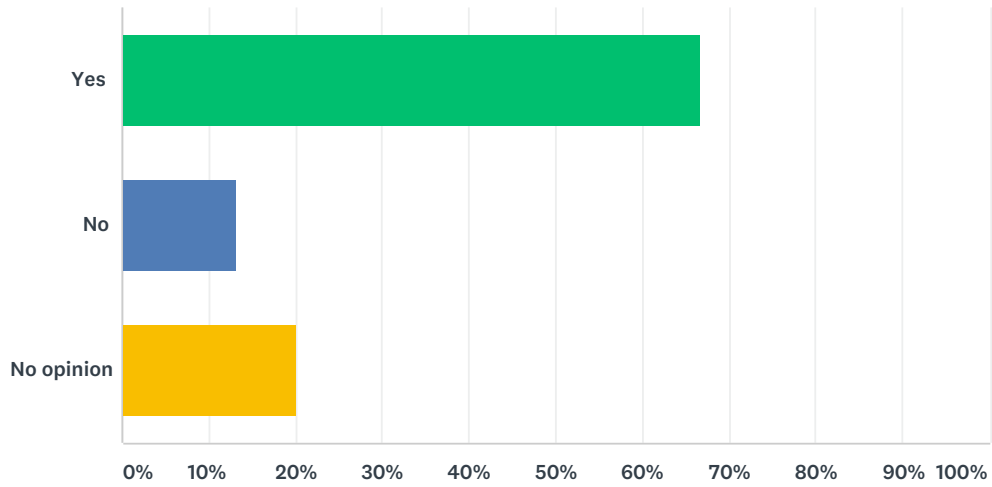
Answered: 362 Skipped: 182

Q14 What would encourage you to come downtown?Please specify

Answered: 377 Skipped: 167

Q15 Would you like more outdoor dining downtown?

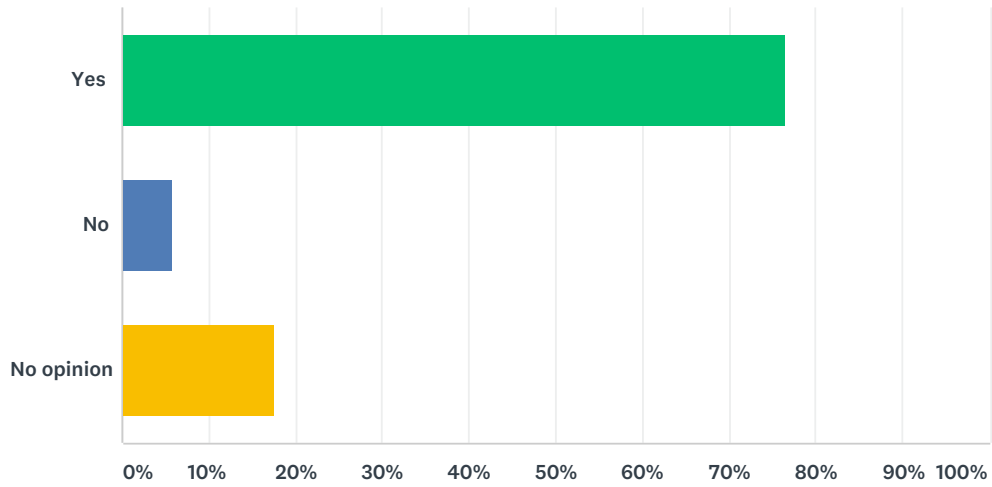
Answered: 526 Skipped: 18



ANSWER CHOICES	RESPONSES	
Yes	66.73%	351
No	13.12%	69
No opinion	20.15%	106
TOTAL		526

Q16 Would you like to see more public art downtown?

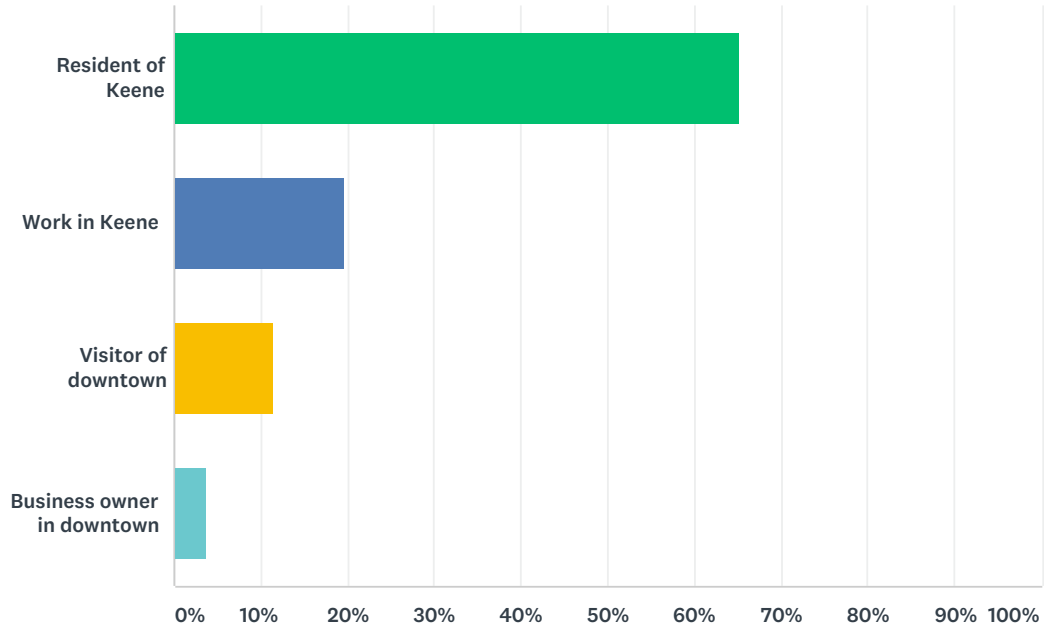
Answered: 535 Skipped: 9



ANSWER CHOICES	RESPONSES	
Yes	76.64%	410
No	5.79%	31
No opinion	17.57%	94
TOTAL		535

Q17 Please describe yourself

Answered: 526 Skipped: 18



ANSWER CHOICES	RESPONSES	
Resident of Keene	65.21%	343
Work in Keene	19.58%	103
Visitor of downtown	11.41%	60
Business owner in downtown	3.80%	20
TOTAL		526