
RED PINE SCALE



HURRICANE OF 1938

WHEELOCK PARK ENTRANCE

PHOTOGRAPHER: B.W. MUIR

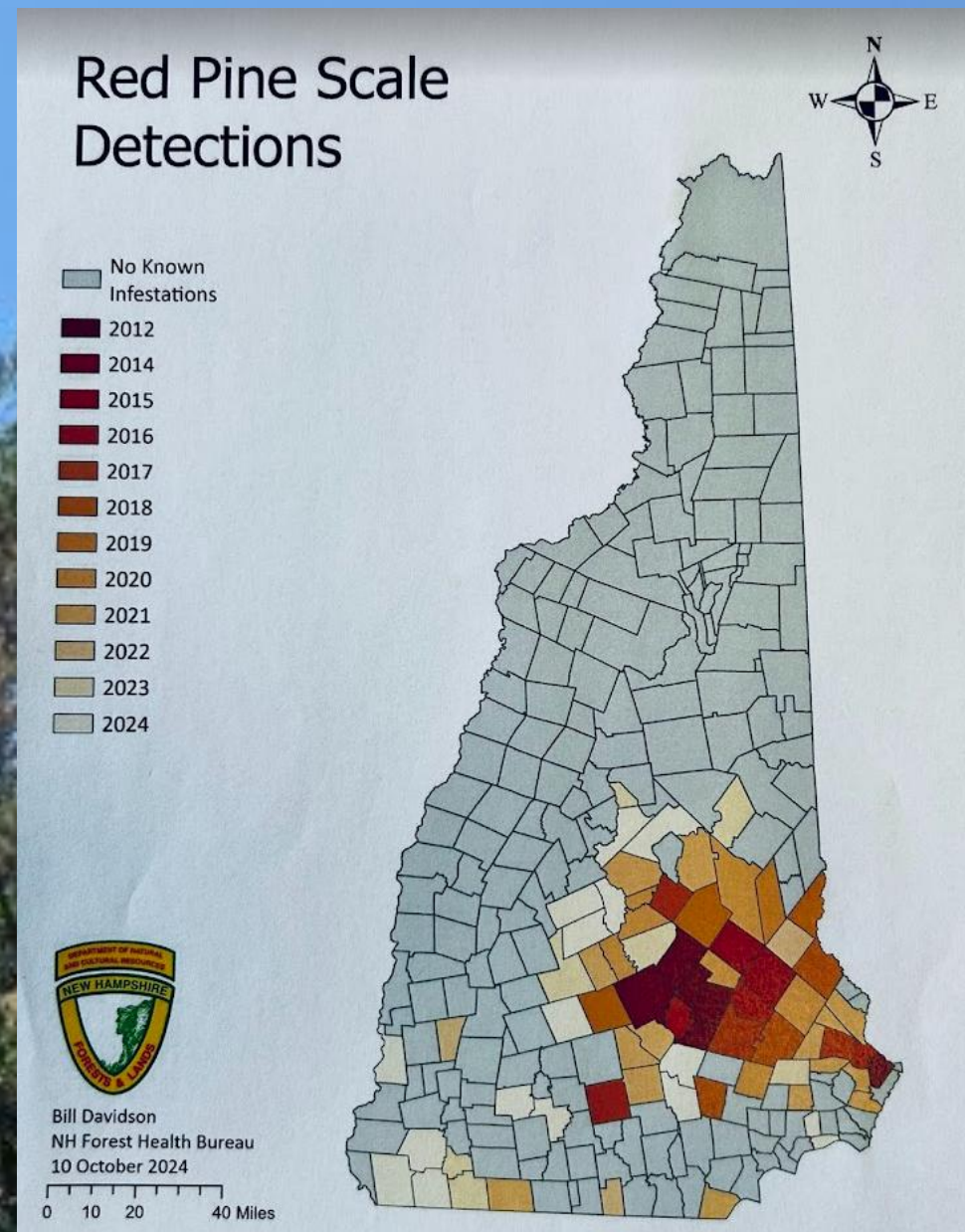


RED PINE MONOCULTURE


STATE EVIDENCE

Keene Park Watchlist

- WHEELOCK PARK
- DINSMOORE WOODS
- LADIES WILDWOOD PARK
- ROBIN HOOD PARK



DINSMOORE WOODS



WHEELLOCK PARK

EDUCATIONAL PILOT

- Community engagement
 - Red Pine tract removal
 - Forest mulcher demonstration
 - Artist engagement
- Workshop opportunities



CIP FORESTRY ASSESSMENT



IMPROVE
BIODIVERSITY,
REGENERATION
HEALTH AND
CAPACITY



FULFILL
ECOLOGICAL,
ECONOMIC,
AND SOCIAL
FUNCTIONS



\$35,000
INCLUDED IN
FY26 CAPITAL
IMPROVEMENT
PROGRAM


Miyawaki Forest Layers

Canopy Layer

Tree Layer

Sub-Tree Layer

Shrub Layer



NH FOREST HEALTH & URBAN/COMMUNITY FORESTRY SPECIALISTS



Jo Russavage
*Urban Forestry &
Ecology Field
Specialist*

UNH Cooperative
Extension



Steve Roberge
*Extension Forestry
Specialist & Professor*

UNH Cooperative
Extension



Bill Davidson
*Forest Health
Specialist*

NH Division of
Forests & Lands



Kyle Lombard
*Forest Health Program
Administrator & Forest
Entomologist*

NH Division of
Forests & Lands



Liz McKinley
Community Forester

NH Division of
Forests & Lands



Ryan Crandall
*Forest Health
Specialist*

NH Division of
Forests & Lands